

Variable Field Module Allows Study of Samples Under Either In-Plane or Out-of-Plane Magnetic Fields

Introduction

The Variable Field Module (VFM4) is an accessory for Asylum Research Jupiter XR atomic force microscopes (AFMs) that enables researchers to apply an adjustable magnetic field either in-plane with the sample or out-of-plane while simultaneously making AFM measurements (Figure 1). Though most often used in conjunction with magnetic force microscopy (MFM), the VFM4 may also be used with techniques such as conductive AFM (CAFM), to directly measure nanoscale magnetoresistance, and on diverse samples including piezoelectric and ferroelectric materials. No other commercial solution offers the same capabilities, versatility, and ease of use for magnetics research.

Applying In-Plane Magnetic Fields

Figure 2 shows a diagram of the VFM4 configured for in-plane magnetic fields. For highest field strength (up to ± 8000 G) and best field uniformity, small, thin samples are used and placed directly between the two removable pole pieces.

Figure 3 demonstrates the effect of an increasing magnetic field on bits written to a piece of PMR (perpendicular magnetic recording) hard disk. The bits are progressively degaussed as the in-plane magnetic field is increased from zero to > 5700 G.




Figure 1: VFM4 Variable Field Module

The VFM4 is a small stage that easily mounts to the accessory chuck of Jupiter XR. The photo shows it in the in-plane field configuration.

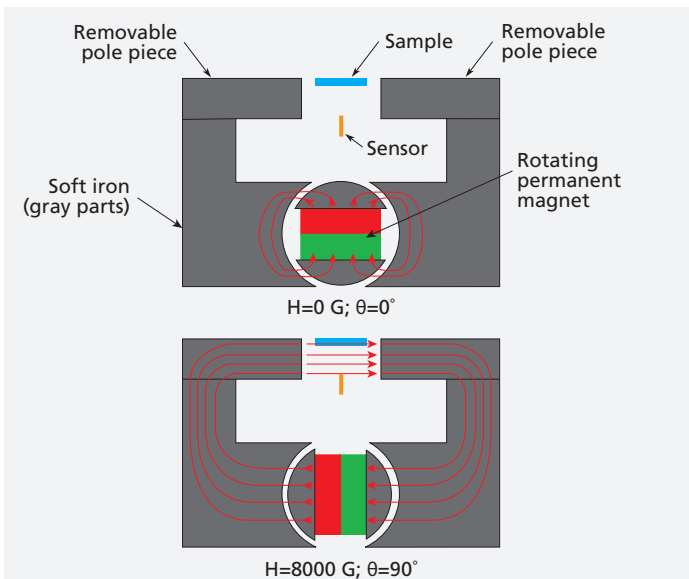


Figure 2: Schematic of in-plane field configuration

The strength and sign of the magnetic field applied to the sample depends on the rotation angle of the rare earth magnet. At 0° or 180° , the magnetic flux is shunted away from the sample by the soft iron armature and pole pieces. As the magnet rotates, more and more flux is coupled instead through the sample. At 90° , the field is maximized.




Figure 3: Degaussing bits on PMR hard drive

Four MFM images showing a piece of PMR hard disk that is eventually degaussed when the in-plane magnetic field reached above 5700 G.



ASYLUM RESEARCH

Applying Out-of-Plane Magnetic Fields

Figure 4 shows how the removable pole pieces of the VFM4 allow it to be reconfigured for out-of-plane magnetic fields. The flux lines are sketched in an idealized way here, but in reality, the longer, less direct path necessitated by placement of the AFM head above the sample reduces the maximum achievable field to ± 1200 G.

Application Note, "Magnetic Force Microscopy Under Applied Perpendicular Fields with Asylum Research AFMs," can be found online at: <http://AFM.oxinst.com/OOP-MFM>




Figure 5: VFM accessory on Jupiter XR

VFM accessory is shown mounted on the accessory chuck that is attached to the XY scanner of the Jupiter XR.

Features and Benefits

- Easily configurable for applying both in-plane and out-of-plane magnetic fields
- Unique design uses a permanent magnet, eliminating the large thermal drift caused by field generators that use electromagnets.
- Field strength adjustment is motorized and can be controlled using linear ramps.
- Integrated Hall sensor measures the in-plane field strength, while an external Gaussmeter is provided for measuring the out-of-plane field strength.

VFM4 Specifications

- Field directions: Includes both in-plane and out-of-plane capabilities, easily reconfigured by the user
- Maximum field: ± 8000 G in-plane
- Maximum field ± 1200 G out-of-plane (± 1500 G typ.)
- Environmental controls: Ambient only (no heating, cooling, or closed cell available concurrent with VFM)

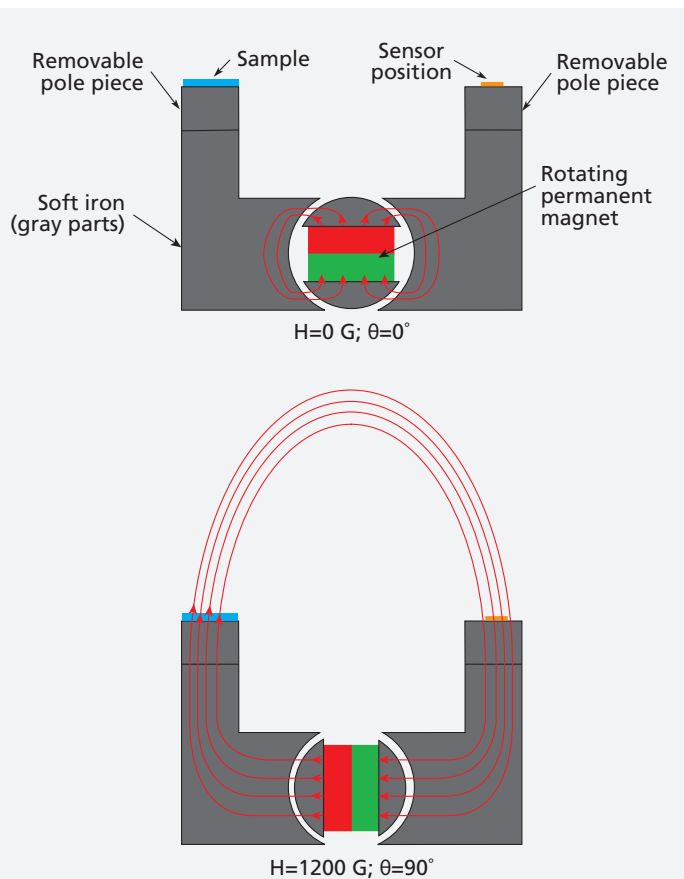


Figure 4: Schematic of out-of-plane field configuration

The out-of-plane configuration works with the same principles as the in-plane configuration, except that the sample is placed on one pole of the iron armature, well-separated from the other pole, such that the flux lines run through the plane of the sample. Both configurations place the sensor at a position symmetric in the field relative to the sample to avoid a positional offset error and to achieve better accuracy.

Think the VFM4 might be helpful to your research? Let's talk!

Email: AFM.info@oxinst.com, or

Call: +1-805-696-6466

The foregoing brochure is copyrighted by Oxford Instruments Asylum Research, Inc. Oxford Instruments Asylum Research, Inc. does not intend the brochure or any part thereof to form part of any order or contract or regarded as a representation relating to the products or service concerned, but it may, with acknowledgement to Oxford Instruments Asylum Research, Inc., be used, applied or reproduced for any purpose. Oxford Instruments Asylum Research, Inc. reserves the right to alter, without notice the specification, design or conditions of supply of any product or service. Datasheet #39 – 3/2021.

6310 Hollister Avenue
Santa Barbara, CA 93117
Voice +1 (805) 696-6466
Toll free +1 (888) 472-2795
Fax +1 (805) 696-6444

Web: <http://AFM.oxinst.com>
Email: AFM.info@oxinst.com



ASYLUM RESEARCH